



## L44 Single Liquid BAG HOUSINGS

L44 Single Liquid Bag Housings effectively remove dirt, pipe scale, and other contaminants from process liquids. Quality construction and design assure protection for all downstream equipment.

### APPLICATIONS

- Chemical
- General Industrial
- Oil and Gas
- Water

### FEATURES

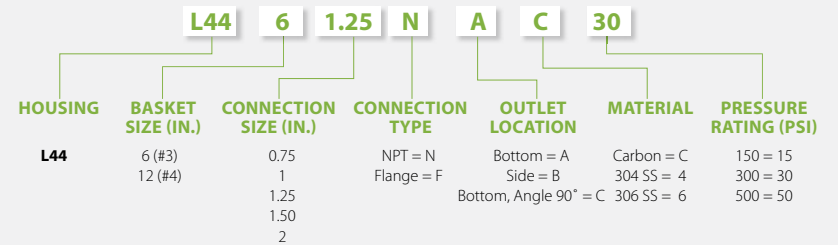
- Flow rates up to 50 gpm
- Two lengths available, 6- and 12-inch depending upon the required surface area and volume of fluid to be filtered
- Carbon steel and 304 or 316 Stainless Steel material
- Each vessel is factory hydro-tested
- Low pressure drop
- Quick-swing closure with eye nuts
- Viton® lid seal
- Differential, drain, and vent ports
- 316 Stainless Steel strainer basket
- Accepts #3-size and #4-size bag filters
- Two-part epoxy paint finish on carbon vessels

### SPECIFICATIONS

Pressure Rating	150 PSI at 300° F (up to 500 PSI optional)
Connections	0.75-, 1.0-, 1.25-, 1.5-, or 2-inch (NPT)(FLG)
Housing Lid	3-bolt swing closure with 0.25-inch NPT vent port
Lid Seal	Viton® o-ring
Inlets/Outlets	Side inlet/bottom outlet; side inlet/side outlet; side inlet/90° bottom outlet
Pressure Ports	Two 0.25-inch NPT
Construction/Finish	Carbon steel w/two-part epoxy finish; 304 or 316 Stainless Steel w/satin finish
Basket Material	316 Stainless Steel with 9/64-inch perforations
Bags Sizes	#3 and #4 liquid bags accepted
Base	Adjustable tripod leg assembly optional

### ORDERING INFORMATION

Custom configurations available; please contact Customer Service.



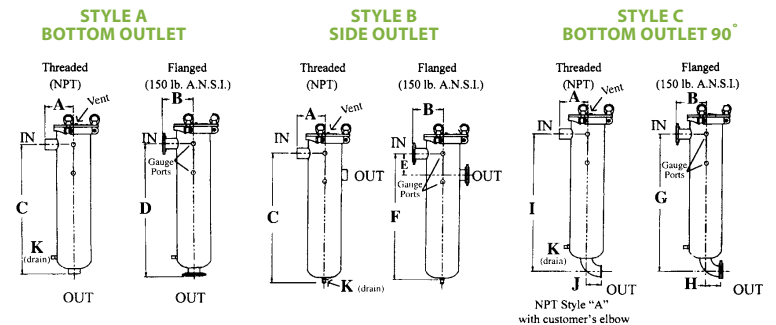
### HOUSING OPERATION

Unfiltered liquid enters the housing above the filter bag or strainer basket; fills the interior of the housing; and continues through the bag or strainer basket. Solids are trapped inside the filter bag or strainer and easily removed when the housing is serviced.

### HOUSING OPTIONS

- 500 PSI pressure rating
- Mesh-lined strainer baskets
- Alternative o-ring materials
- Adjustable support legs
- ASME code U or UM

### DIMENSIONS



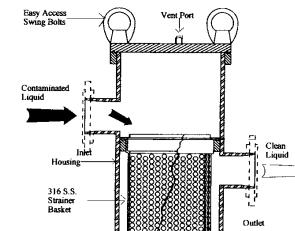
L44-6 (IN.)

Pipe Size	A	B	C	D	E	F	G	H	I	J	K
0.75	3.0	4.3	11.3	12.8	4.0	11.2	11.7	4.0	11.7	1.3	5
1.0	3.0	4.3	11.3	12.8	4.0	11.2	12.0	4.0	12.0	1.5	
1.25	3.2	4.3	11.3	12.8	4.0	11.2	12.2	4.0	12.3	1.8	28# box wt.
1.50	3.2	4.3	11.3	12.8	4.0	11.2	12.7	4.0	12.4	2.0	
2.0	3.5	4.5	11.3	12.8	4.0	11.2	13.6	4.0	12.6	2.3	

L44-12 (IN.)

Pipe Size	A	B	C	D	E	F	G	H	I	J	K
0.75	3.0	4.3	16.5	17.9	4.0	16.2	16.7	4.0	16.7	1.3	5
1.0	3.0	4.3	16.5	17.9	4.0	16.2	17.0	4.0	16.9	1.5	
1.25	3.2	4.3	16.5	17.9	4.0	16.2	17.4	4.0	17.2	1.8	32# box wt.
1.50	3.2	4.3	16.5	17.9	4.0	16.2	17.7	4.0	17.3	2.0	
2.0	3.5	4.3	16.5	17.9	4.0	16.2	18.4	4.0	17.5	2.3	

All dimensions are approximate.



### BASKET DATA

Depth Nominal (in.)	Diameter (in.)	Surface Area (sq. ft.)	Volume (cu. in.)
6	3.9	0.5	65
12	3.9	1.0	130